



LEATHER
BEAUTY ROUTINE

Français



Let us remind you that we strongly recommend keeping your genuine Baxter product away from direct heat sources such as heaters or fireplaces, and light such as from windows as heat and light can cause significant changes in the leather's colour. It is important, when cleaning the leather, to rub the moistened leather very gently, as the "grain" becomes more delicate when damp. When there is a liquid stain it should be cleaned immediately with an absorbent cloth. Be careful not to enlarge the stain, but to reduce it as much as possible, by cleaning from the edge of the stain towards the middle. If there are large stains of chocolate, jam or lipstick, etc., always remove the excess quickly with, for example, the smooth edge of a spoon taking care not to make the stain larger, but to reduce it as much as possible by working from the edge toward the centre of the mark. If it is still necessary, use the specific cleanser on a cloth taking care not to enlarge the mark.

Before trying to remove a mark or stain, read page 20 of the technical specifications carefully.

All the products were specially researched and tested exclusively for Baxter's leather. We recommend that you only use cleaning and maintenance products supplied by Baxter. Generic products can cause permanent damage to the finish. For treatment to be effective, it is important to treat and take care of the leather regularly (at least once every 6 months) in order to remove dirt as well as the gradual build-up caused by perspiration and body fats. Deposits left for longer periods of time can become particularly difficult to remove and subsequent treatment may not give the desired results.

In order to see the technical details of our products and their composition, visit **www.fenice.care/baxter**.

In the event the problems are more complex and for any doubts in this respect, we recommend addressing to Baxter's sales point, consulting the given section of the website **www.baxter.it** or contacting us:


- **servizio.tecnico@baxter.it***

- **T. +39 0445-425524, T. +39 0445-425526 Lundi-Vendredi 8:00-12:30 / 14:00-17:30 (hormis les jours fériés). Heure locale Italienne.***

*** To have access to the dedicated assistance service, it is essential to provide the serial number of the item, which is reported both on the warranty and on the item itself.**

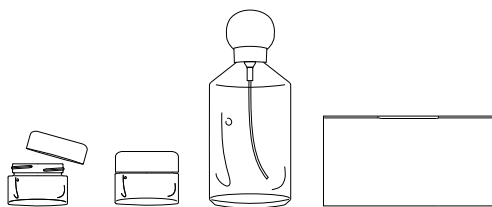
BOX-A

EN



Clean the leather using a clean cloth or a soft brush. Shake the bottle well. To obtain a good clean, spray the **Mild Cleanser** onto a cloth and clean with gentle, circular movements. Leave to dry naturally. Do not rub hard. Apply the **Mild Cleanser** when required or 6-12 times a year on the most frequently used parts. Afterwards, protect the leather with the **Mild Protector**. Shake the bottle well then spray the **Mild Protector** onto a cloth and apply it with gentle, circular movements. Do not rub aggressively! Remove the excess of product with the soft cloth. Leave to dry after application for at least 8 hours. Renew the protection with the **Mild Protector** at least twice a year. Where there are permeated or saturated stains caused by sebum, animal fats, oil and food, apply the **Degreaser** directly onto the fat or oil stain and leave for 6-8 hours. Once that timeframe has elapsed, vacuum the area using a vacuum cleaner to remove the dirt completely. Clean with the **Mild Cleanser** and leave to dry. For more stubborn stains, it may be necessary to repeat the process.

BOX-C




Clean the leather using a clean cloth or soft brush. Shake the bottle well. To obtain a good clean, spray the **Mild Cleanser** onto the **Natural Sponge** and clean with gentle, circular movements. Do not rub hard. Remove the excess of product with the soft cloth and let to dry naturally. Apply the **Mild Cleanser** when required or 6-12 times a year on the most frequently used parts. Where there are scratches or surface abrasions apply the **Scratch Repair** onto a soft cloth and rub lightly over the damaged area, until the damage has disappeared. Do not rub hard. Drying with a normal hairdryer will improve the effectiveness of the product. Where there are permeated or saturated stains caused by sebum, animal fats, oil and food, apply the **Degreaser** directly onto the fat or oil stain and leave for 6-8 hours. Once that timeframe has elapsed, vacuum the area using a vacuum cleaner to remove the dirt completely. Clean with the **Mild Cleanser** and leave to dry. For more stubborn stains, it may be necessary to repeat the process.

BOX-N




Clean any surface marks that have not been absorbed by the leather, using the accessory rubber included in the kit. Lightly rub the corner edge without too much force. Then use the **Cleanser Cloth** in order to remove any residues remaining from the application of the accessory rubber. The **Cleanser Cloth** effectively removes stains and dirt from Nabuck leather without leaving residue. Where there are no particular stains, gently clean the leather using a clean dry cloth or a soft brush, then protect the leather with **Hydrorepeller**. Shake the bottle of protector well and spray a light layer of product uniformly over the whole clean and dry Nabuck leather item, from a distance of roughly 30 cm. Protect areas that receive the most wear very well. Leave to dry after application for at least 1 hour. When completely dry, lightly brush with the supplied brush to renew the softness and color. The **Hydrorepeller** should be used constantly to ensure protection against soiling and to make the leather easier to clean. Where there are permeated or saturated stains caused by sebum, animal fats, oil and food, apply the **Degreaser** directly onto the fat or oil stain and leave for 6-8 hours. Once that timeframe has elapsed, vacuum the area using a vacuum cleaner and then gently brush to remove the dirt completely. For more stubborn stains, it may be necessary to repeat the process..

BOX-R



Clean the leather with a clean cloth or soft brush. Shake the bottle well before use. To obtain a good clean, spray the **Cleanser** onto the **Natural Sponge** and clean with gentle, circular movements. Do not rub aggressively. Afterwards, dry with a soft cloth. Apply the **Cleanser** when required or 6-12 times a year on the most frequently used parts. Afterwards, protect the leather with the **Conditioner**. Shake the bottle well then spray the **Conditioner** onto a cloth and apply it with gentle, circular movements. Do not rub aggressively! Remove the excess of product with the soft cloth. Leave it to dry. If necessary, polish the surface afterwards with a soft cloth. We recommend using the product 2 to 4 times per year. Where there are recent ink marks or lipstick stains, clean the leather with the **Cleanser**. Apply the **Ink Remover** to a lint-free cloth and rub the product over the spot a few times, allowing 20 seconds for the ink to dissolve. Once you see the ink start to dissolve, remove both the product and the ink using a soft cloth. For more stubborn stains, it may be necessary to repeat the process. Never rub the leather hard with the cloth as this may cause discolouration. If the ink cannot easily be removed, stop using the product and contact a professional. After having removed the ink, clean the leather with the **Cleanser** to remove all residues, then the leather should be protected with the **Conditioner**. Its removal becomes more difficult over time.

BOX-V



Clean the leather using a clean cloth or a soft brush. Shake the bottle well before use. To obtain a good clean, spray the **Cleanser** onto the **Natural Sponge** and clean with gentle, circular movements. Afterwards, dry with a soft cloth. Apply the **Cleanser** when required or 6-12 times a year on the most frequently used parts. Afterwards, protect the leather with **Polish**. Shake the bottle well then spray the **Polish** onto a cloth and apply it with gentle, circular movements. Do not rub aggressively! Remove the excess of product with the soft cloth. Leave it to dry. If necessary, polish the surface afterwards with a soft cloth. We recommend using the product 2 to 4 times a year. Where there are scratches or surface abrasions, apply the cream colorant **Color Make Up** onto a soft cloth and rub gently over the damaged area. Do not rub aggressively. Before the product dries, polish the relevant part with a dry cloth. Ensure the product is completely removed from areas that are not damaged or torn. Leave to dry after application for at least 1 hour. Then fix the color, protecting the leather with two applications of **Polish**.

GENERAL INFORMATION

MILD CLEANSER 300 ml (Box-A · Box-C)

Water-based cleanser for an effective and delicate cleansing action, works on most common types of stains that accumulate with use.

Pre-test: to pre-test take a soft white cloth and dampen with plain water. Lightly rub the leather on a hidden area to see if color is removed to the cloth. If there is no color transfer from water, apply **Mild Cleanser** on a hidden area, after shaking the bottle. If leather darkens after drying or you experience discoloring or you are not satisfied with the result, discontinue use.

Directions: vacuum clean the leather with a soft-tipped brush. Shake the bottle well. Spray the **Mild Cleanser** on the **Soft Cloth** (Box A) or on the **Natural Sponge** (BOX C) and gently wipe with circular movements to achieve the cleaning effect. Do not rub aggressively! Let dry naturally. After cleaning, renew protection onto aniline leather by applying **Mild Protector** (only Box-A) in a uniform manner on throughout the leather item. The use of **Mild Cleanser** is recommended when required or 6-12 times a year at frequent use.

Precautions for use: Keep out of reach of children. Do not get in eyes or on skin. In case of contact, rinse with plenty of water. Do not swallow. Wash hands after use.

EUH208 Contains reaction mass of isothiazolinones. May produce an allergic reaction.

MILD PROTECTOR 300 ml (Box-A)

A water-based protector that improves resistance to stains without altering the feel of the leather.

Pre-Test: apply **Mild Protector** to a hidden area and see if it darkens the leather after drying. If you are not satisfied with the final result, discontinue use.

Directions: unless the leather article is new, clean the leather with **Mild Cleanser**. Let dry. Shake the bottle well then spray the **Mild Protector** onto a cloth and apply it with gentle, circular movements. Do not rub aggressively! Remove the excess of product with the soft cloth. Allow to dry after application for at least 8 hours. Protect the leather by spraying with **Mild Protector** at least twice a year.

Precautions for use: Keep out of reach of children. Do not get in eyes or on skin. In case of contact, rinse with plenty of water. Do not swallow. Wash hands after use.

EUH208 Contains reaction mass of isothiazolinones. May produce an allergic reaction.

DEGREASER 30 ml (Box-A · Box-C · Box-N)

Degreaser effectively removes accumulated or saturated oils from human skin, pets and food stains from leather.

Pre-Test: apply on a hidden area to see if the leather is colorfast. If product removes color from the surface, discontinue use.

Directions: apply the product directly onto the stain of grease or oil. Allow the product 6 to 8 hours to take effect, after remove the residual powder using a soft tip vacuum cleaner, to remove the dust completely. Clean the leather with **Mild Cleanser** (except Nabuck) and allow to dry. For stubborn stains, a second application may be needed.

Precautions for use: Keep out of reach of children. Avoid breathing dust. Do not get in eyes. In case of contact, rinse with plenty of water. Do not swallow. Wash hands after use.

SCRATCH REPAIR 30 ml (Box-C)

A water-based product for scuffs & scratches on waxed leather (do not use on Nabuck).

Scratch Repair is a simple solution for healing and blending surface scratches on natural leathers.

Pre-test: apply **Scratch Repair** by cloth on a hidden area. As part of its normal action, the **Scratch Repair** transfers some color to the cloth while moving and blending color over the scratch. However, the color transfer may be too dramatic on very sensitive leathers. Therefore, check the tested area for both darkening and lightening of the color. If you are not satisfied with the result when the product is dry, discontinue use and contact a specialist.

Directions: apply **Scratch Repair** to a lint-free cloth and rub gently into surface scratches or areas that need restoration. Continue until the scratch is blended. Do not rub aggressively! A household hairdryer will improve product activation.

Precautions for use: Keep out of reach of children. Do not get in eyes. In case of contact, rinse with plenty of water. Do not swallow. Wash hands after use.

HYDROREPELLER 300 ml (Box-N)

Specific protector for Nabuck leather that gives protection against oil, alcohol and water-based stains without altering the feel of the leather.

Pre-Test: apply **Hydorepeller** to a hidden area and see if it darkens the leather after drying. If you are not satisfied with the final result, discontinue use.

Directions: Clean any surface marks that have not been absorbed by the leather, using the accessory rubber included in the kit. Lightly rub the corner edge without too much force. Then use the **Cleanser Cloth** in order to remove any residues remaining from the application of the accessory rubber. To remove stains or ingrained dirt on Nabuck leather, clean with **Cleanser Cloth** and gently rub with light circular movements. Shake the bottle well. Spray a light coat of **Hydorepeller** evenly on dry and clean leather from a distance of about 30 cm. (11,8 inches), on throughout the leather item. Protect areas that receive the most wear very well. Allow to dry after application for at least one hour. When completely dry, lightly brush with the supplied brush to renew the softness and color.

Routine Care: The **Hydorepeller** should be used constantly to ensure protection against soiling and to make the leather easier to clean.

Precautions for use: Keep out of reach of children. Do not get in eyes or on skin. In case of contact, rinse with plenty of water. Do not swallow. Wash hands after use. Contains 2,9 % of components with unknown hazards to the aquatic environment.

EUH208 Contains reaction mass of isothiazolinones. May produce an allergic reaction.

CLEANSER 300 ml (Box-R · Box-V)

A water based cleaning for leather (not Nabuck).

Pre-test: to pre-test take a soft white cloth and dampen with plain water. Lightly rub the leather on a hidden area to see if color is removed to the cloth. If there is no color transfer from water, apply **Cleanser** on a hidden area, after shaking the bottle. If leather darkens after drying or you experience discoloring or you are not satisfied with the result, discontinue use.

Directions: clean the leather with a cloth or a soft-tipped brush. Shake the bottle well. Spray the **Cleanser** onto the **Natural Sponge** and gently wipe with circular movements to achieve the cleaning effect. After cleaning, dry leather using a soft cloth. Do not rub aggressively! Use the **Conditioner** (Box-R) or the **Polish** (Box-V) after cleaning. The use of **Cleanser** is recommended when required or 6-12 times a year at frequent use.

Precautions for use: Keep out of reach of children. Do not get in eyes or on skin. In case of contact, rinse with plenty of water. Do not swallow. Wash hands after use.

EUH208 Contains reaction mass of isothiazolinones. May produce an allergic reaction.

POLISH 300 ml (Box-V)

Protective, effective, delicate water-based **Polish** for vegetable skins. **Polish** helps repel oil, alcohol, protein and water-based stains from leather. It forms an invisible, breathable barrier that makes it easier to clean and increases stain resistance.

Pre-test: apply **Polish** to a hidden area and see if it darkens the leather after drying. If you are not satisfied with the final result, discontinue use.

Directions: unless the leather article is new, clean leather with **Cleanser**. Shake the bottle well then spray the **Polish** onto a cloth and apply it with gentle, circular movements. Do not rub aggressively! Remove the excess of product with the soft cloth. Let dry. If necessary, polish again with a soft cloth. Recommended 2–4 times a year.

Precautions for use: Keep out of reach of children. Do not get in eyes or on skin. In case of contact, rinse with plenty of water. Do not swallow. Wash hands after use.

EUH208 Contains reaction mass of isothiazolinones. May produce an allergic reaction.

COLOR MAKE UP 30 ml (Box-V)

A water based colored cream for leathers that has been scratched or cracked.

Pre-test: before use, check for color fastness of the leather by first cleaning with **Cleanser** as in product directions. If there is color loss do not use the product, contact a specialist.

Directions: apply **Color Make Up** to a lint-free cloth and rub gently into surface scratches or areas that need restoration. Do not rub aggressively! **Polish** directly and thoroughly with a dry cloth before the product dries. Be sure to completely remove product from non-cracked or scratched areas. Allow to dry after application for at least 1 hour. Afterwards, seal in the color and protect the leather with two or more applications of **Polish**.

Precautions for use: Keep out of reach of children. Do not get in eyes or on skin. In case of contact, rinse with plenty of water. Do not swallow. Wash hands after use.

EUH208 Contains Chlorocresol; 1,2-benzisothiazol-3(2H)-one; Reaction mass of isothiazolinones. May produce an allergic reaction.

CONDITIONER 300 ml (Box-R)

A water based protection and maintaining cream for leather (not Nabuck).

Pre-test: apply **Conditioner** to a hidden area and see if it darkens the leather after drying. If you are not satisfied with the final result, discontinue use.

Directions: unless the leather article is new, clean the leather with **Cleanser**. Shake the bottle well then spray the **Conditioner** onto a cloth and apply it with gentle, circular movements. Do not rub aggressively! Remove the excess of product with the soft cloth. Leave it to dry. If necessary, polish the surface afterwards with a soft cloth. Recommended 2–4 times a year.

Precautions for use: Keep out of reach of children. Do not get in eyes or on skin. In case of contact, rinse with plenty of water. Do not swallow. Wash hands after use.

EUH208 Contains 1,2-benzisothiazol-3(2H)-one; reaction mass of isothiazolinones. May produce an allergic reaction.

INK REMOVER 30 ml (Box-R)

Water based product only for indicated leathers. **Ink Remover** is a product specifically made to remove recent ink marks or lipstick stains. Removal becomes increasingly more difficult with time.

Pre-test: prior to use, apply some product on a hidden area and try to clean with a cloth. If you see color transferred to the cloth or you are not satisfied with the result, discontinue use.

Directions: first clean the leather with **Cleanser**. Apply **Ink Remover** to a lint-free cloth and rub the product over the spot a few times, allowing 20 seconds for the ink to dissolve. Once you see the ink start to dissolve, use a soft lint-free cloth to wipe away both the **Ink Remover** and ink mark. For stubborn stains, a second application may be needed. Never rub the leather aggressively with the cloth because this can cause discoloration. If ink is not removed easily, discontinue use. Contact a specialist. After removal of ink, it is very important to clean the leather with **Cleanser** to remove all residues. Then protect the leather with the **Conditioner**. Do not use on aniline, suede/Nabuck.

Precautions for use: Keep out of reach of children. Do not get in eyes. In case of contact, rinse with plenty of water. Do not swallow. Wash hands after use.

Use the products inside the kit preferably within 24 months of the indicated packaging date.



Manufactured by: **Fenice Care System S.p.A. Unip. exclusively for Baxter**

Printed in Italy: July 2024



Baxter è dotata di un Sistema di Gestione Ambientale in conformità alla norma UNI EN ISO 14001.
Baxter is provided by an Environmental Management System according to the UNI EN ISO 14001 standard.

Lo smaltimento finale del prodotto dovrà essere effettuato seguendo la normativa vigente e le buone regole di educazione civica del paese di appartenenza.

The final disposal of product must be carried out in accordance with the current legislation and good civic education rules of your home country.





Baxter S.r.l | 22040 Lurago d'Erba (Co) · Italy | Via Costone 8
T. +39 031 35999 | www.baxter.it | info@baxter.it