



BEAUTY ROUTINE

English



Let us remind you that it is important, when cleaning the leather, to rub the moistened leather very gently, as the "grain" becomes more delicate when damp. When there is a liquid stain it should be cleaned immediately with an absorbent cloth. Be careful not to enlarge the stain, but to reduce it as much as possible, by cleaning from the edge of the stain towards the middle. If there are large stains of chocolate, jam or lipstick, etc., always remove the excess quickly with, for example, the smooth edge of a spoon taking care not to make the stain larger, but to reduce it as much as possible by working from the edge toward the centre of the mark. If it is still necessary, use the specific cleanser on a cloth taking care not to enlarge the mark.

Before trying to remove a mark or stain, read page 24 of the technical specifications carefully.

All the products were specially researched and tested exclusively for Baxter's leather. We recommend that you only use cleaning and maintenance products supplied by Baxter. Generic products can cause permanent damage to the finish. For treatment to be effective, it is important to treat and take care of the leather regularly (at least once every 6 months) in order to remove dirt as well as the gradual build-up caused by perspiration and body fats. Deposits left for longer periods of time can become particularly difficult to remove and subsequent treatment may not give the desired results.

In order to see the technical details of our products and their composition, visit:

www.fenice.care/baxter/.

In the event the problems are more complex and for any doubts in this respect, we recommend addressing to Baxter's sales point, consulting the given section of the website **www.baxter.it** or contacting us:

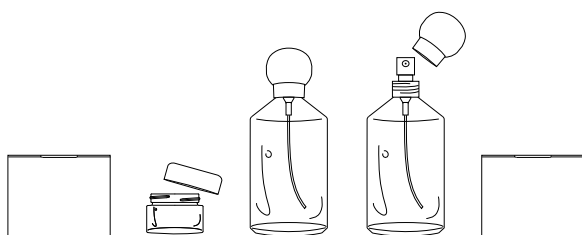
- **servizio.tecnico@baxter.it***

- **T. +39 0445-425524, T. +39 0445-425526 Monday-Friday 8.00 a.m.-12.30 p.m. /2.00 p.m.-5.30 p.m. (excluding public holidays). Italian local time.***

*** To have access to the dedicated assistance service, it is essential to provide the serial number of the item, which is reported both on the warranty and on the item itself.**

BOX-OR

EN

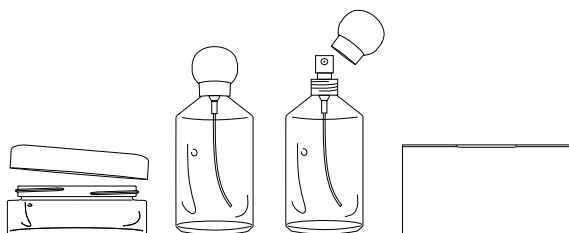


Clean the leather with a clean cloth or soft brush. Shake the bottle well before use. To obtain a good clean, spray the **Cleanser** onto the **Natural Sponge** and clean with gentle, circular movements. Do not rub aggressively. Afterwards, dry with a soft cloth. Apply the **Cleanser** when required or 6-12 times a year on the most frequently used parts.

Afterwards, protect the leather with the **Conditioner**. Shake the bottle well, then spray the **Conditioner** onto the soft cloth provided, and apply it with gentle, circular movements. Do not rub aggressively! Remove the excess of product with the soft cloth. Leave it to dry. If necessary, polish the surface afterwards with a soft cloth. We recommend using the product 2 to 4 times per year.

Where there are scratches and abrasions on leather "Pelle Lido", clean the leather with the **Cleanser**. Apply **Touch UP Color** with a sponge, dab the product uniformly, and then dry with warm air (e.g. a professional heat gun). If necessary, repeat the application/drying process until sufficient coverage of defects and colour uniformity have been achieved. It's best to carry out small applications after drying intervals and avoid excessive quantities. Once **Touch UP Color** is perfectly dry, an application of **Conditioner** will provide uniformity of appearance, feel, and protection against dirt.

BOX-AKU




Clean the leather using a clean cloth or a soft brush. Shake the bottle well before use. To obtain a good clean, spray the **Cleanser** onto the **Natural Sponge** and clean with gentle, circular movements. Do not rub aggressively. Then dry with a soft cloth. Apply the **Cleanser** when required or 6-12 times a year on the most frequently used parts.

Afterwards, protect the leather with **Conditioner**. Shake the bottle well then spray the **Conditioner** onto the soft cloth provided, and apply it with gentle, circular movements. Do not rub aggressively! Remove the excess of product with the soft cloth. Leave it to dry. If necessary, polish the surface afterwards with a soft cloth. We recommend using the product 2 to 4 times a year.

Where there is discolouration or fading leather, apply the cream colorant **Color Make Up** onto a soft cloth and rub gently over the damaged area. Do not rub aggressively. Before the product dries, polish the relevant part with a dry cloth. Ensure the product is completely removed from areas that are not damaged or torn. Leave to dry after application for at least 1 hour. Then fix the color, protecting the leather with two applications of **Conditioner**.


BOX-0V



Clean the leather using a clean cloth or a soft brush. Shake the bottle well before use. To obtain a good clean, spray the **Cleanser** onto the **Microfiber Cloth** and clean with gentle, circular movements. Do not rub aggressively. Afterwards, dry with a soft cloth. Apply the **Cleanser** when required or 6-12 times a year on the most frequently used parts.

Afterwards, protect and nourish the leather with **Nourishing Cream**. Apply **Nourishing Cream** with the soft cloth inside the box, massage the leather with delicate circular movements. Do not rub. Leave to dry naturally. We recommend using the product 3-4 times a year to maintain its natural suppleness over time.

BOX-CLOISTER

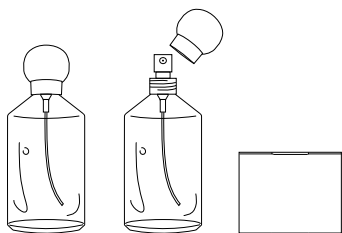


Clean the leather using a clean cloth or a soft brush. Shake the bottle well before use. To obtain a good clean, spray the **Cleanser** onto the **Natural Sponge** and clean with gentle, circular movements. Do not rub aggressively. Then dry with a soft cloth. Apply the **Cleanser** when required or 6-12 times a year on the most frequently used parts.

Afterwards, protect the leather with **Conditioner**. Shake the bottle well then spray the **Conditioner** onto the soft cloth provided, and apply it with gentle, circular movements. Do not rub aggressively! Remove the excess of product with the soft cloth. Leave it to dry. If necessary, polish the surface afterwards with a soft cloth. We recommend using the product 2 to 4 times a year.

Where there is discolouration or fading leather, apply the cream colorant **Color Make Up** onto a soft cloth and rub gently over the damaged area. Do not rub aggressively. Before the product dries, polish the relevant part with a dry cloth. Ensure the product is completely removed from areas that are not damaged or torn. Leave to dry after application for at least 1 hour. Then fix the color, protecting the leather with two applications of **Conditioner**.

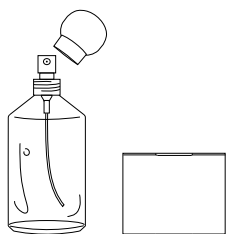
BOX-FABRIC



Clean any stains with the **Fabric Cleanser**. First of all, try to remove as much as possible of excess dirt with an absorbent non-abrasive paper. Avoid pushing dirt inside the fabric. Wet the **Microfiber Cloth** with water and try to remove as much of the stain as possible, dabbing gently in circular motions from the outside to the inside.


Shake the bottle, spray **Fabric Cleanser** onto the **Microfiber Cloth** and dab the stain until the fabric is wet. Leave to dry for some hours, and then remove the residue with the damp **Microfiber Cloth**. Very dirty parts may need to be treated again using a larger amount of product. Leave it to dry. Afterwards, protect the fabric upholstery with **Fabric Protector**. Shake the bottle vigorously. Apply a light coat of **Fabric Protector** on all of the surfaces of the fabric. Protect areas that receive the most wear very well. Leave to dry for 8 hours. Applying the product in the evening is recommended, leaving it to dry overnight. Renew the protection of your fabric at least twice per year.

BOX-NATURAL WOOD



Protect the wood furniture with **Natural Wood Protector**, a water based protection and maintaining cream for wood furniture. It has high resistance to atmospheric agents and UV rays. First dust the surface to be treated with a dry cloth. Shake well and pour a large amount of **Natural Wood Protector** onto the clean, dry soft cloth, then apply evenly over the surface, following the wood's natural grain. If more coverage is desired, repeat the application. We recommend renewing protection once every two months to protect your wood furniture and prolong its life.

BOX-BLACK WOOD



Protect the wood furniture with **Black Wood Protector**, a water based protection and maintaining cream for wood furniture. It has high resistance to atmospheric agents and UV rays. First dust the surface to be treated with a dry cloth. Shake well and pour a large amount of **Black Wood Protector** onto the clean, dry soft cloth, then apply evenly over the surface, following the wood's natural grain. If more coverage is desired, repeat the application. We recommend renewing protection once every two months to protect your wood furniture and prolong its life.

GENERAL INFORMATION

CLEANSER 300 ml (Box-OR · Box-AKU · Box-OV · Box-CLOISTER)

A water based cleaning for leather (not Nabuck).

Pre-test: To pre-test take a soft white cloth and dampen with plain water. Lightly rub the leather on a hidden area to see if color is removed to the cloth. If there is no color transfer from water, apply **Cleanser** on a hidden area, after shaking the bottle. If leather darkens after drying or you experience discoloring or you are not satisfied with the result, discontinue use.

Directions: Clean the leather with a cloth or a soft-tipped brush. Shake the bottle well. Spray the **Cleanser** on the **Microfiber Cloth** (Box OV) or on the **Natural Sponge** (BOX OR – BOX CLOISTER – BOX AKU) and gently wipe with circular movements to achieve the cleaning effect. After cleaning, dry leather using a soft cloth. Do not rub aggressively! Use the **Conditioner** after cleaning.

Routine Care: The use of **Cleanser** is recommended when required or 6–12 times a year at frequent use.

Precautions for use: Keep out of reach of children. Do not get in eyes or on skin. In case of contact, rinse with plenty of water. Do not swallow. Wash hands after use.

EUH208 Contains Reaction mass of isothiazolinones. May produce an allergic reaction.

CONDITIONER 300 ml (Box-OR · Box-AKU · Box-CLOISTER)

A water based protection and maintaining cream for leather (not Nabuck).

Pre-test: Apply **Conditioner** to a hidden area and see if it darkens the leather after drying. If you are not satisfied with the final result, discontinue use.

Directions: Unless the leather article is new, clean the leather with **Cleanser**. Shake the bottle well then spray the **Conditioner** onto the soft cloth provided, and apply it with gentle, circular movements. Do not rub aggressively! Remove the excess of product with the soft cloth. Leave it to dry. If necessary, polish the surface afterwards with a soft cloth.

Routine Care: Recommended 6-12 times a year or as necessary to protect your leather articles to prolong their life.

Precautions for use: Keep out of reach of children. Do not get in eyes or on skin. In case of contact, rinse with plenty of water. Do not swallow. Wash hands after use.

EUH208 Contains 1,2-benzisothiazol-3(2H)-one; Reaction mass of isothiazolinones. May produce an allergic reaction.

TOUCH UP COLOR 30 ml (Box-OR)

Ready to use product, to remove scratches and abrasions on pigmented leather.

Pre-Test: Pre-test color in a discrete spot to ensure a match. A match cannot be determined until the color is dry.

Directions: First clean the leather with **Cleanser**. Apply **Touch UP Color** with a sponge, dab the product uniformly, and then dry with warm air (e.g. a professional heat gun). If necessary, repeat the application/drying process until sufficient coverage of defects and colour uniformity have been achieved. It's best to carry out small applications after drying intervals and avoid excessive quantities. Once **Touch UP Color** is perfectly dry, an application of **Conditioner** will provide uniformity of appearance, feel, and protection against dirt.

Precautions for use: Keep out of reach of children. Do not get in eyes or on skin. In case of contact, rinse with plenty of water. Do not swallow. Wash hands after use.

EUH208 Contains Chlorocresol; Reaction mass of isothiazolinones. May produce an allergic reaction.

COLOR MAKE UP 200 ml (Box-AKU · Box-CLOISTER)

Water-based coloured cream for over time-faded or discoloured leathers.

Pre-test: Before use, check for color fastness of the leather by first cleaning with **Cleanser** as in product directions. If there is color loss do not use the product, contact a specialist.

Directions: First clean the leather with **Cleanser**. Apply **Color Make Up** to a lint-free cloth and dub gently into surface scratches or areas that need restoration. Do not rub aggressively! Polish directly and thoroughly with a dry cloth before the product dries. Be sure to completely remove product from non-cracked or scratched areas. Allow to dry after

application for at least 1 hour. Afterwards, seal in the color and protect the leather with two or more applications of **Conditioner**.

Precautions for use: Keep out of reach of children. Do not get in eyes or on skin. In case of contact, rinse with plenty of water. Do not swallow. Wash hands after use.

EUH208 Contains Chlorocresol; 1,2-benzisothiazol-3(2H)-one; Reaction mass of isothiazolinones. May produce an allergic reaction.

NOURISHING CREAM 200 ml (Box-OV)

Nourishing Cream is an advanced product ideal to nourish, protect and keep leather soft day by day. Gives leather a natural shine, restores dry and stiff leather and protects from the penetration of daily dirt.

Pre-Test: Apply the product on a hidden area and make sure you are satisfied with the result before proceeding.

Directions: Clean the leather with **Cleanser**. Apply **Nourishing Cream** with the soft cloth inside the box, massage the leather with delicate circular movements. Do not rub. Leave to dry naturally.

Routine Care: We recommend using the product 3–4 times a year to maintain its natural suppleness over time.

Precautions for use: Keep out of reach of children. Do not get in eyes or on skin. In case of contact, rinse with plenty of water. Do not swallow. Wash hands after use.

FABRIC CLEANSER 300 ml (Box-FABRIC)

A water-based product designed to clean fabrics delicately and effectively. It removes colored stains, such as red wine, coffee, tea and similar.

Pre-test: For best results, shake the bottle well before use. It is necessary to test the product with a **Microfiber Cloth** on a hidden area before use. Check that no residue stains are left after drying. If you are not satisfied with results, do not use.

Directions: First of all, try to remove as much as possible of excess dirt with an absorbent non-abrasive paper. Avoid pushing dirt inside the fabric. Wet the **Microfiber Cloth** with water and try to remove as much of the stain as possible, dabbing gently in circular motions from the outside to the inside. Shake the bottle, spray **Fabric Cleanser** onto the **Microfiber Cloth** and dab the stain until the fabric is wet. Leave to dry for some hours, and then remove the residue with the damp **Microfiber Cloth**. Very dirty parts may need to be treated again using a larger amount of product. Leave it to dry.

Precautions for use: Keep out of reach of children. Do not get in eyes or on skin. In case of contact, rinse with plenty of water. Do not swallow. Wash hands after use.

FABRIC PROTECTOR 300 ml (Box-FABRIC)

A very advanced product able to slow down the absorption of water, oil, alcohol and greasy stains on fabrics. Application of **Fabric Protector** makes it easier to remove stains that are otherwise difficult to remove, is easy to apply and results are remarkable.

Pre-test: For a better result shake the bottle well before using. Before wide usage, spray **Fabric Protector** on a hidden area and make sure you are satisfied with the result after complete drying.

Directions: Shake the bottle vigorously. Apply a light coat of **Fabric Protector** on all of the surface of the fabric. Protect areas that receive most wear very well. Leave to dry for 8 hours. It is recommended to apply the product in the evening, leaving it to dry overnight.

Routine care: Renew protection of your fabric at least twice per year.

Precautions for use: Keep out of reach of children. Do not get in eyes or on skin. In case of contact, rinse with plenty of water. Do not swallow. Wash hands after use.

EUH208 Contains Reaction mass of isothiazolinones. May produce an allergic reaction.

NATURAL WOOD PROTECTOR 300 ml (Box-NATURAL WOOD)

A water based protection and maintaining cream for wood furniture. It has high resistance to atmospheric agents and UV rays.

Pre-test: For a better result shake the bottle well before using. Before wide usage, test the product on a hidden area and make sure you are satisfied with the result after complete drying.

Directions: First dust the surface to be treated with a dry cloth. Shake well and pour a large amount of **Natural Wood Protector** onto the clean, dry soft cloth, Then apply evenly over the surface, following the wood's natural grain. If more coverage is desired, repeat the application.

Routine care: We recommend renewing protection once every two months to protect your wood furniture and prolong its life.

Warning: Harmful to aquatic life with long lasting effects. Avoid release to the environment. Dispose of contents/container in accordance with applicable regulations. Keep out of reach of children. Do not get in eyes or on skin. In case of contact, rinse with plenty of water. Do not swallow. Wash hands after use.

EUH208 Contains 3-iodo-2-propynyl butylcarbamate; Reaction mass of 104810-47-1 and 104810-48-2; 2-methylisothiazol-3(2H)-one. May produce an allergic reaction.

BLACK WOOD PROTECTOR 300 ml (Box-BLACK WOOD)

A water based protection and maintaining cream for wood furniture. It has high resistance to atmospheric agents and UV rays.

Pre-test: For a better result shake the bottle well before using. Before wide usage, test the product on a hidden area and make sure you are satisfied with the result after complete drying.

Directions: First dust the surface to be treated with a dry cloth. Shake well and pour a large

amount of **Black Wood Protector** onto the clean, dry soft cloth, Then apply evenly over the surface, following the wood's natural grain. If more coverage is desired, repeat the application.

Routine care: We recommend renewing protection once every two months to protect your wood furniture and prolong its life.

Warning: May cause an allergic skin reaction. Harmful to aquatic life with long lasting effects. Contains 2-methylisothiazol-3(2H)-one. If medical advice is needed, have product container or label at hand. Keep out of reach of children. Read label before use. Avoid breathing vapours/spray. Wear protective gloves. Dispose of contents/container in accordance with applicable regulations. Do not get in eyes or on skin. In case of contact, rinse with plenty of water. Do not swallow. Wash hands after use.



EUH208 Contains 3-iodo-2-propynyl butylcarbamate; 1,2-benzisothiazol-3(2H)-one; Reaction mass of isothiazolinones.

May produce an allergic reaction. Product containing biocides. Active principle: C(M) IT/MIT (3:1)

Use the products inside the kit preferably within 24 months of the indicated packaging date.



Manufactured by: **Fenice Care System S.p.A. Unip. exclusively for Baxter**


Printed in Italy: July 2024



Baxter è dotata di un Sistema di Gestione Ambientale in conformità alla norma UNI EN ISO 14001.
Baxter is provided by an Environmental Management System according to the UNI EN ISO 14001 standard.

Lo smaltimento finale del prodotto dovrà essere effettuato seguendo la normativa vigente e le buone regole di educazione civica del paese di appartenenza.

The final disposal of product must be carried out in accordance with the current legislation and good civic education rules of your home country.





Baxter S.r.l. | 22040 Lurago d'Erba (Co) · Italy | Via Costone 8
T. +39 031 35999 | www.baxter.it | info@baxter.it