

# LOOM

HANNES PEER



**Modello:** modello che necessita di montaggio.

**Piano:** piano in vetrofusione lavorato con una tecnica particolare per ottenere superfici imperfette.

**Piedi:** base in laccato a scelta e dettagli in ottone satinato. Piedini regolabili.

**Cassa in legno dotata di due sensori per verifica di eventuali danni durante il trasporto.**  
(Fare riferimento a "Avvertenze importanti").

---

**Model:** article with assembly required.

**Top:** fused glass top carried out with a particular technique aimed to obtain imperfect surfaces.

**Feet:** base with lacquered by choice and satin brass details. Adjustable feet.


**Wooden crate equipped with two sensors to check for any damage occurred during transport.**  
(Refer to "Important information").

## FINITURE DISPONIBILI/AVAILABLE FINISHES

### PIANO/TOP



vetrofusione bronzo  
bronze colour fused glass



vetrofusione fumo  
smoked colour fused glass

### PIEDI/FEET



laccato rabarbaro  
rhubarb lacquered



laccato palissandro  
rosewood lacquered



laccato uva  
grape lacquered



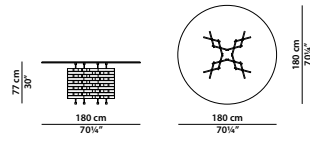
laccato gesso  
gypsum lacquered



laccato asfalto  
asphalt lacquered

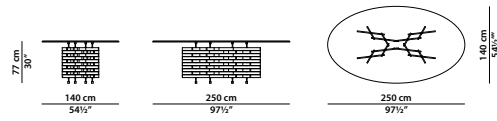
Ø180 h77 cm - Ø70¼ h30"

Tavolo. Table.



250 x 140 h77 cm - 97½ x 54½ h30"

Tavolo. Table.



300 x 140 h77 cm - 117 x 54½ h30"

Tavolo. Table.

