


# CLARA

CHRISTOPHE DELCOURT









# CLARA

CHRISTOPHE DELCOURT

**Modello:** modello componibile.

**Struttura:** struttura in multistrato di abete.

**Imbottitura:** imbottitura in poliuretano espanso a densità differenziata con rivestimento in fibra acrilica.

**Molleggio:** molleggio a nastri elastici intrecciati di caucciù rivestito.

Si consiglia di allegare all'ordine un disegno della composizione richiesta.

Disponibile solo in pelli morbide.

---

**Model:** modular article.

**Frame:** fir plywood frame.

**Filling:** differentiated density polyurethane foam filling with acrylic fibre cover.

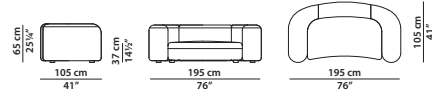
**Springing:** springing with woven elastic straps of covered rubber.

We recommend sending a technical drawing of the composition required along with the order.

Available in soft leathers only.

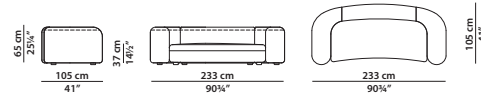
195 x 105 h65 cm - 76 x 41 h25¼"

D01 - Divano. Sofa.



233 x 105 h65 cm - 90¾ x 41 h25¼"

D02 - Divano. Sofa.



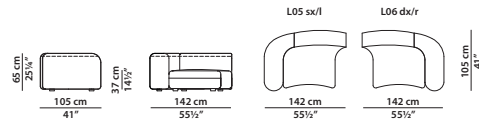
142 x 105 h65 cm - 55½ x 41 h25¼"

L05 - Elemento terminale sx.

L terminal module.

L06 - Elemento terminale dx.

R terminal module.



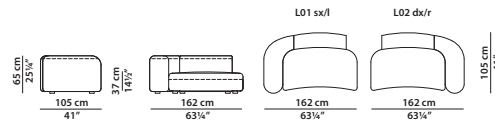
162 x 105 h65 cm - 63¼ x 41 h25¼"

L01 - Elemento terminale sx.

L terminal module.

L02 - Elemento terminale dx.

R terminal module.



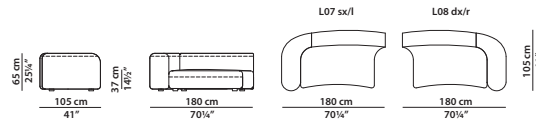
180 x 105 h65 cm - 70¼ x 41 h25¼"

L07 - Elemento terminale sx.

L terminal module.

L08 - Elemento terminale dx.

R terminal module.



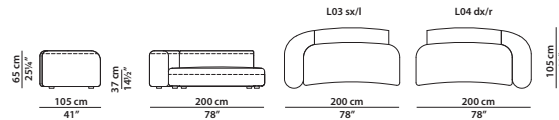
200 x 105 h65 cm - 78 x 41 h25¼"

L03 - Elemento terminale sx.

L terminal module.

L04 - Elemento terminale dx.

R terminal module.



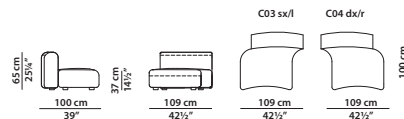
109 x 100 h65 cm - 42½ x 39 h25¼"

C03 - Elemento centrale sx.

L central module.

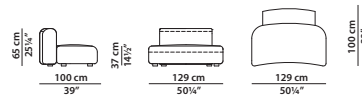
C04 - Elemento centrale dx.

R central module.



129 x 100 h65 cm - 50¼ x 39 h25¼"

C01 - Elemento centrale. Central module.



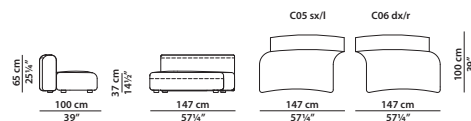
147 x 100 h65 cm - 57¼ x 39 h25¼"

C05 - Elemento centrale sx.

L central module.

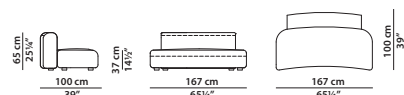
C06 - Elemento centrale dx.

R central module.



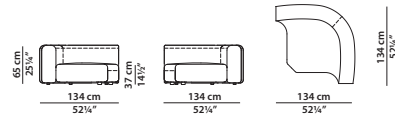
167 x 100 h65 cm - 65¼ x 39 h25¼"

C02 - Elemento centrale. Central module.



134 x 134 h65 cm - 52¼ x 52¼ h25¼"

A01 - Elemento angolare. Corner module.



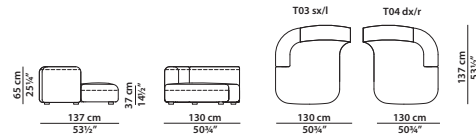
130 x 137 h65 cm - 50¾ x 53½ h25¼"

T03 - Dormeuse sx.

L dormeuse.

T04 - Dormeuse dx.

R dormeuse.



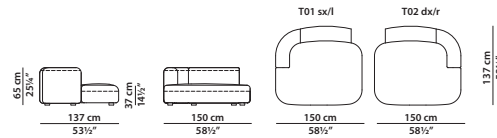
150 x 137 h65 cm - 58½ x 53½ h25¼"

T01 - Dormeuse sx.

L dormeuse.

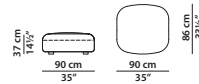
T02 - Dormeuse dx.

R dormeuse.



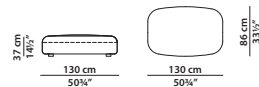
90 x 86 h37 cm - 35 x 33½ h14½"

P01 - Pouf.



130 x 86 h37 cm - 50¾ x 33½ h14½"

P02 - Pouf.



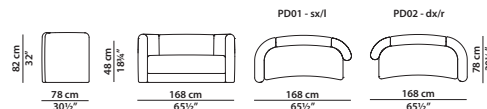
168 x 78 h82 cm - 65½ x 30½ h32"

PD01 - Panca con bracciolo sx.

L bench with armrest.

PD02 - Panca con bracciolo dx.

R bench with armrest.



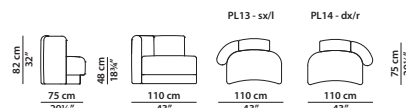
110 x 75 h82 cm - 43 x 29¼ h32"

PL13 - Elemento terminale con bracciolo sx.

L terminal module with armrest.

PL14 - Elemento terminale con bracciolo dx.

R terminal module with armrest.



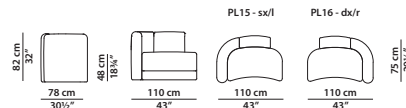
110 x 78 h82 cm - 43 x 30½ h32"

PL15 - Elemento terminale con bracciolo sx.

L terminal module with armrest.

PL16 - Elemento terminale con bracciolo dx.

R terminal module with armrest.



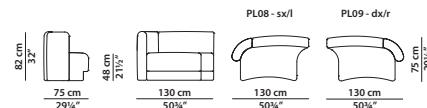
130 x 75 h82 cm - 50¾ x 29¼ h32"

PL08 - Elemento terminale con bracciolo sx.

L terminal module with armrest.

PL09 - Elemento terminale con bracciolo dx.

R terminal module with armrest.



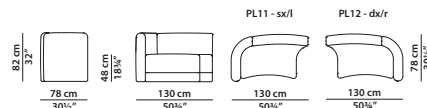
130 x 78 h82 cm - 50¾ x 30½ h32"

PL11 - Elemento terminale con bracciolo sx.

L terminal module with armrest.

PL12 - Elemento terminale con bracciolo dx.

R terminal module with armrest.



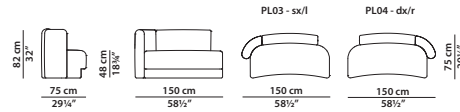
150 x 75 h82 cm - 58½ x 29¼ h32"

PL03 - Elemento terminale con bracciolo sx.

L terminal module with armrest.

PL04 - Elemento terminale con bracciolo dx.

R terminal module with armrest.



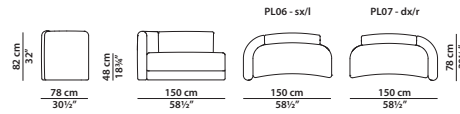
150 x 78 h82 cm - 58½ x 30½ h32"

PL06 - Elemento terminale con bracciolo sx.

L terminal module with armrest.

PL07 - Elemento terminale con bracciolo dx.

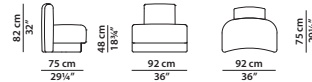
R terminal module with armrest.



92 x 75 h82 cm - 36 x 29¼ h32"

PC04 - Elemento centrale.

Central module.



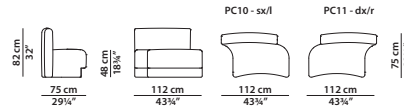
112 x 75 h82 cm - 43¾ x 29¼ h32"

PC10 - Elemento centrale sx.

L central module.

PC11 - Elemento centrale dx.

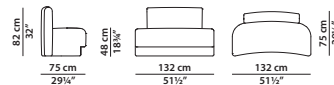
R central module.



132 x 75 h82 cm - 51½ x 29¼ h32"

PC05 - Elemento centrale.

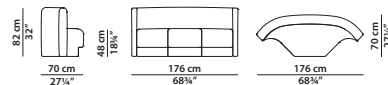
Central module.



176 x 70 h82 cm - 68¾ x 27¼ h32"

PA13 - Elemento angolare.

Corner module.



45 x 45 cm - 17½ x 17½"

Cuscino in poliuretano espanso.

Cushion in polyurethane foam.



55 x 30 cm - 21½ x 11¾"

Cuscino in poliuretano espanso.

Cushion in polyurethane foam.



55 x 55 cm - 21½ x 21½"

Cuscino in poliuretano espanso.

Cushion in polyurethane foam.

