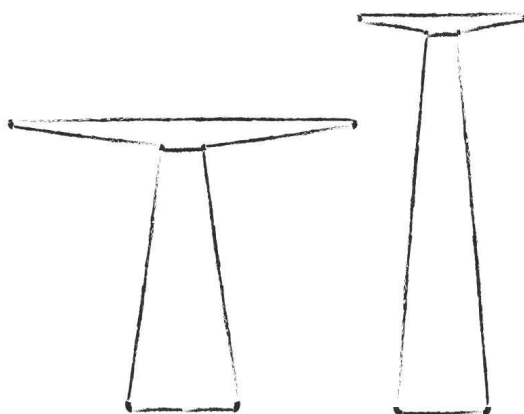




MADE IN ITALY



TAVOLINI - JOVE - SMALL TABLE

JOVE Draga&Aurel



ø30 h 72
Small table

$\frac{72\text{cm}}{28''}$




$\frac{30\text{cm}}{11\frac{3}{4}''}$



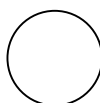
$\frac{30\text{cm}}{11\frac{3}{4}''}$

ø50 h 50
Small table

$\frac{50\text{cm}}{19\frac{1}{2}''}$



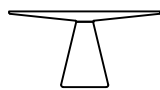
$\frac{50\text{cm}}{19\frac{1}{2}''}$




$\frac{50\text{cm}}{19\frac{1}{2}''}$

ø80 h 41
Small table

$\frac{41\text{cm}}{16''}$



$\frac{80\text{cm}}{31\frac{1}{4}''}$




$\frac{80\text{cm}}{31\frac{1}{4}''}$


JOVE Draga&Aurel

ø80 h 62
Small table

$\frac{62\text{cm}}{24\frac{1}{4}''}$



$\frac{80\text{cm}}{31\frac{1}{4}''}$




$\frac{80\text{cm}}{31\frac{1}{4}''}$

ø110 h 33
Small table

$\frac{33\text{cm}}{12\frac{3}{4}''}$




$\frac{110\text{cm}}{43''}$




$\frac{110\text{cm}}{43''}$

ø110 h 62
Small table

$\frac{62\text{cm}}{24\frac{1}{4}''}$



$\frac{110\text{cm}}{43''}$



$\frac{110\text{cm}}{43''}$

COMPONENTI / COMPONENTS

Tutte le versioni / *All versions*

n° 01 - Top in cemento / *Concrete top*

n° 01 - Base in cemento / *Concrete base*

1

Estrai i moduli dalle casse.

Remove the concrete top and leg from the wood box.

Avvitare il top alla base. (**Figura 1 - Fase 1**)

*Tighten the concrete top on the base. (**Picture 1 - Step 1**)*

Montaggio Completato. (**Figura 2 - Fase 2**)

*Assembly completed. (**Picture 2 - Step 2**)*

Figura 1 - Picture 1

Fase 1 - Step 1

Vista assonometrica / *Isometric view*

Avvitare il top alla base
Tighten the concrete top on the base.

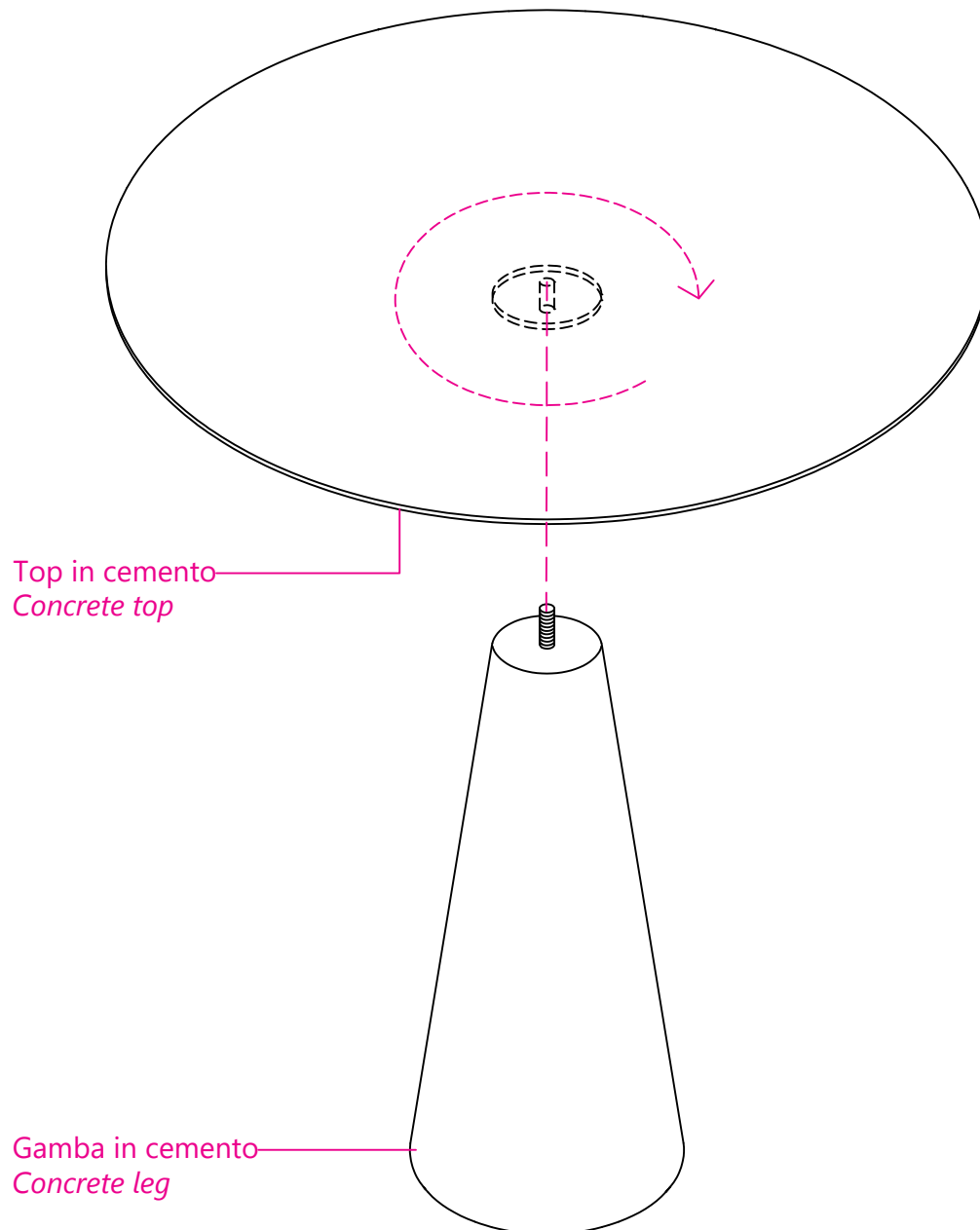


Figura 2 - Picture 2

Fase 2 - Step 2

Vista frontale / Front view

Montaggio completato
Assembly completed

